



# **JUBILEE MONEY MARKET FUND (KES)**

## **FACT SHEET**

*Live Free!*

**31<sup>ST</sup> JANUARY 2025**

## FUND OVERVIEW

## Investment Objective

The **Jubilee Money Market Fund (KES)** aims to generate reasonable returns by maximising investor income whilst providing immediate liquidity and preserving capital.

## Investment Strategy

The Fund invests in quality, short-term, highly liquid money market instruments to achieve an overall duration of 18 months or shorter. These instruments include **Treasury Bills, Treasury Bonds, credit rated and secure private commercial paper/approved public commercial papers, high-quality corporate bonds and high-quality fixed and call deposits** in the Kenyan and offshore markets, which offer maximum security to investors.

## Why JMMF (KES)?

1. **Liquidity:** The Fund is highly liquid and allows investors to retrieve funds with ease to get cash or to make other investments.
2. **Competitive Returns:** The Fund delivers higher returns than bank deposits. We are focused on assisting our clients to achieve their financial investments goals while managing risks.
3. **Stability and safety:** The Funds are required by capital market regulations to invest in short maturity, low risk investments, making them less volatile.
4. **Tax-exempt Fund:** The Fund is registered as a tax-exempt Fund on income and capital gains. Distributions to investors are subject to 15% withholding tax.

## FUND DETAILS

Inception Date	1st October 2022
Fund Size	KES 6,019,483,467
Number of Units	60,194,835
Price (Net Asset Value Per Unit)	KES 100
Income Distribution	Monthly
Performance Benchmark	Average Bank Deposit Rate
Investment Minimum	KES 5,000 (Initial)
Minimum Top-up	KES 1,000

## FUND COSTS

Initial/Exit Fees	0.00%
Management Fees	2.00% p.a. exclusive of VAT
Performance Fees	0.00%
Other Expenses*	0.29% p.a.
VAT on Fees	16.00%
Total Expense Ratio (TER)	2.65% p.a. Inc. of VAT
Transaction Costs (TC)	0.00%
Total Investment Charge (TIC)	2.65% p.a. Inc. of VAT

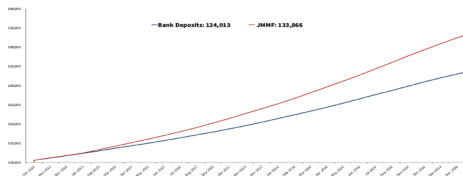
\*This includes the trustee fees, custodian fees, audit fees, legal fees, AGM fees and excise duty tax.

## PORTFOLIO MANAGER



**Cliff Bakashaba, B.SC(Hons), CFA**  
Senior Portfolio Manager

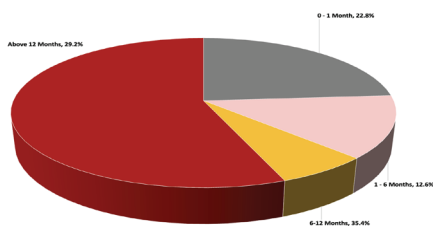
## GROWTH OF HYPOTHETICAL KES. 100,000 SINCE INCEPTION



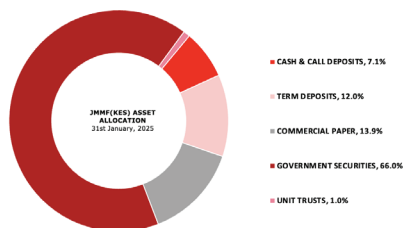
## PERFORMANCE (%) - CUMULATIVE

	Fund	Benchmark	Outperformance
Year to Date	1.1%	0.8%	0.3%
1-Month	1.1%	0.8%	0.3%
3-Month	3.4%	2.5%	0.9%
6-Month	7.4%	5.3%	2.1%
1-Year	15.0%	10.7%	4.3%
Since Inception	29.3%	21.6%	7.7%

## DURATION EXPOSURE



## COMPOSITION BY SECURITY TYPE



## FUND CHARACTERISTICS

7-Day yield	13.1%
Weighted Average Maturity (Years)	2.3
Standard Deviation [Since Inception]	0.23%

## ISSUER EXPOSURE

ISSUER	% OF NET ASSETS
Government Securities	66.0%
Term Deposits	12.0%
Commercial Papers	13.9%
Cash & Call Deposits	7.1%
Others (CIS)	1.0%
<b>TOTAL</b>	<b>100.0%</b>



## RETURN STATISTICS SINCE LAUNCH

RETURN STATISTICS	FUND	BENCHMARK
Annualized Deviation	0.81%	0.44%
Sharpe Ratio	1.17	N/A
Gain since Inception	29.33%	N/A
Positive Months	100.0%	N/A

## RISK STATISTICS SINCE LAUNCH

RISK STATISTICS	FUND	BENCHMARK
Highest Annual Return	16.1%	11.5%
Lowest Annual Return	7.3%	7.0%

## INCOME DISTRIBUTIONS

DECLARATION DATE	PAYMENT DATE	AMOUNT DISTRIBUTED PER UNIT (KES)	YIELD
31 Jan 2025	04 Feb 2025	1.04	12.9%
31 Dec 2024	02 Jan 2025	1.09	13.6%
30 Nov 2024	03 Dec 2024	1.13	14.7%
31 Oct 2024	04 Nov 2024	1.22	15.4%
30 Sept 2024	02 Oct 2024	1.22	15.9%
31 Aug 2024	02 Sept 2024	1.27	16.1%
31 Jul 2024	06 Aug 2024	1.25	15.8%
30 Jun 2024	06 Jul 2024	1.22	15.5%
31 May 2024	06 Jun 2024	1.23	15.3%
30 Apr 2024	06 May 2024	1.20	15.3%
31 Mar 2024	05 Apr 2024	1.21	15.1%
29 Febr 2024	06 Mar 2024	1.10	14.6%
31 Jan 2024	05 Feb 2024	1.14	13.7%
31 Dec 2023	05 Jan 2024	1.11	13.6%
30 Nov 2023	05 Dec 2023	1.05	13.3%
31 Oct 2023	10 Nov 2023	1.07	13.1%
30 Sept 2023	10 Oct 2023	0.99	12.5%
31 Aug 2023	10 Sept 2023	0.97	11.9%
31 Jul 2023	10 Aug 2023	0.92	11.3%
30 Jun 2023	10 Jul 2023	0.88	10.8%
31 May 2023	10 Jun 2023	0.83	10.8%
30 Apr 2023	10 May 2023	0.79	10.4%
30 Mar 2023	09 Apr 2023	1.00	10.1%

**Future-Proof Yourself  
with Jubilee Money  
Market Fund**

**Live Free!**

## MARKET COMMENTARY

### Fixed Income Commentary

In the primary Bond market, the Government of Kenya re-opened two Treasury Bonds which sought to raise a combined KES 30.0 billion: FXD1/2018/15 and FXD1/2022/25, with coupon rates of 12.65% p.a. and 14.19% p.a., respectively. Investors placed bids totalling KES 59.0 billion, resulting in a 196.7% subscription rate, with the apex bank accepting bids to the tune of KES 48.5 billion. FXD1/2018/15 and FXD1/2022/25 settled at weighted average yields to maturity (YTM) of 14.21% p.a. and 15.68% p.a., respectively.

Treasury Bill (T-Bill) yields continued their downtick during the month. The 91-Day Treasury Bill averaged 9.61% p.a. in January 2025, compared to 10.08% p.a. in December 2024. Relatedly, the 91-Day T-Bill traded at 9.52% p.a. at the end of the month – its lowest level in 2025 and below the 9.60% mark for the first time since February 2023. Despite this, investor demand was continually skewed towards the 91-Day Treasury Bill, with an average subscription rate of 259.3% in January 2025, as investors anticipated a sharp decline in yields on the short end of the yield curve.

In the Kenyan market, the average KES interest rates for the 1-month Bank Term Deposit in January 2025 dropped to 9.29% p.a. at the end of the month from 9.48% p.a. at the beginning of the month, 3-month Deposit rates dipped to 9.50% p.a. from 9.63% p.a., while rates on the 6-month Bank Term Deposit declined to 9.63% p.a. from 9.68% p.a.

### Review of Inflation

Headline inflation increased to 3.3% year-on-year (y-o-y) in January 2025, compared to the 3.0% y-o-y rate recorded in December 2024. This increase was primarily attributable to month-on-month (m-o-m) increases in, the Food and Non-Alcoholic Beverages index by 1.6% – largely driven by an increase in the prices of tomatoes, onions (leeks & bulbs) and cabbages by 17.9%, 6.8% and 5.0%, respectively – and the Housing, Water, Electricity, Gas and Other Fuels' Index by 0.1% – mainly attributable to an increase in the price of kerosene/paraffin by 2.0% over the period. However, the Transport Index declined by 0.4% m-o-m as country bus/matatu fares in some routes decreased by up to 25.0%, offering support to the inflation reading.

The Monetary Policy Committee (MPC), on its last meeting on 5th December 2024, decided to lower the benchmark Central Bank Rate by 75 basis points (bps) to 11.25% from the 12.00% rate that had held since 8th October 2024. Key considerations that went into the decision to cut the benchmark lending rate were, domestic headline inflation was expected to remain below the Central Bank's medium-term target of 5.0% in the near-term, supported by low fuel inflation and stable food inflation; Kenya's economic growth had decelerated in H1 2024 and had dampened private sector credit and activity; and advanced economies continued their rate cutting cycles in the second half of 2024, with expectations of a gradual pace of reductions in the near-term. The next MPC meeting is scheduled for 5th February 2025.

### Review of the Exchange Rate

The Kenyan Shilling (KES) appreciated by 0.1% against the U.S. Dollar (USD) on a month-on-month basis to trade at a level of KES 129.22 per USD 1 at the end of January 2025, compared to KES 129.29 per USD 1 at the end of December 2024. On a year-to-date basis, the Kenyan Shilling strengthened against the U.S. Dollar and Sterling Pound by 0.1% and 0.9%, respectively. However, the KES shed in value against the Euro by 0.1% over the same period.

As of the end of January 2025, Kenya's official foreign exchange reserves stood at USD 8.88 billion, equivalent to 4.5 months of import cover; compared to USD 9.20 billion as of the end of December



2024, equivalent to 4.7 months of import cover. This build-up mirrors increased flow of hard currency into Kenya from diaspora remittance inflows, which cumulatively equalled USD 4.87 billion in the 12 months to November 2024, and redirected capital into emerging and frontier markets following rate cutting cycles by developed economies in the latter half of 2024. Notably, for the entire month of January 2025, the stock of usable foreign exchange reserves complied with the Central Bank of Kenya's statutory requirement to maintain at least 4.0 months of import cover, increasing confidence in the government's ability to cover short-term liquidity needs.

## **FUND COMMENTARY**

### **Fund Performance**

The Jubilee Money Market Fund (KES) registered a return of 1.08% in the month of January 2025, with an average effective annual yield of 12.91% p.a. This compared to a return of 1.13% in December 2024, with an average effective annual yield of 13.61% p.a. This decline is primarily attributable to a drop in KES interest rates offered on Commercial Banks' Term Deposits as well as a decline in yields on government-issued securities.

The Fund continues to outperform its benchmark, the Average Commercial Bank Deposit Rate which returned 0.80% in January 2025, with an annualized return of 9.63% p.a.

The Fund strategically deployed its capital into high-yielding Treasury Bonds and high-quality secured Commercial Paper, driving outperformance against the benchmark. Maintaining a high level of liquidity remains a key priority of the Fund Manager's strategy as outlined by a 7.1% allocation to cash and call deposits.

The Fund distributed KES 1.04 per unit for the month of January 2025.

The Fund Manager remains committed to improving the Fund's performance to ensure maximization of returns on capital invested by the Unitholders.

## **IMPORTANT INFORMATION THAT SHOULD BE CONSIDERED BEFORE INVESTING IN THE JUBILEE MONEY MARKET FUND (KES)**

The Jubilee Unit Trust Collective Investment Scheme (CIS) is an Umbrella Unit Trust Scheme registered with the Capital Markets Authority (CMA), through the Certificate of Registration number 6/22, dated 21st September 2022.

The Jubilee Money Market Fund (KES) presents a low-risk investment profile, making it an ideal choice for investors pursuing low-risk strategies across short to long-term investment horizons. Risk mitigation is achieved through a diversified approach to asset allocation, spreading investments across various asset classes that offer uncorrelated returns over time. This diversification strategy ensures a broadened array of potential sources for returns throughout market cycles.

Moreover, the Fund employs tactical asset allocation techniques to capitalize on short-term opportunities, further enhancing its potential for generating favourable returns. Investors should carefully assess these factors and their own investment objectives before considering participation in the Jubilee Money Market Fund (KES).

The Trustee and Custodian of the Jubilee Unit Trust Scheme is Standard Chartered Bank Kenya Limited.

Unit prices are calculated on a Net Asset Value (NAV) basis, which is the total market value of all assets in the portfolio, including any income accruals and less any permissible deductions from the Fund, divided by the number of units in issue.

Forward pricing is used, and fund valuations take place at approximately 12:00 pm each business day. Redemption requests should be provided before 9.00 am on a Business Day to be eligible for that day's value date and if received after this time it will be valued at the next Business Day.

## How are Units Priced?

Unit prices are calculated on a Net Asset Value (NAV) basis, which is the total market value of all assets in the portfolio, including any income accruals and less any permissible deductions from the Fund, divided by the number of units in issue.

Forward pricing is used, and fund valuations take place at approximately 12:00 pm each business day. Redemption requests should be provided before 9.00 am on a Business Day to be eligible for that day's value date and if received after this time it will be valued at the next Business Day.

## Cumulative Investment Performance

Cumulative Investment Performance is provided for illustrative purposes only. It is determined by factoring in all ongoing fees for the indicated amount, with income reinvested on the specified reinvestment date.

## Fees

Permissible deductions may include Management Fees, Custody Fees, Trustee Fees, Annual General Meeting (AGM) Fees and Auditor's Fees. A schedule of fees and charges is available on request from Jubilee Asset Management Limited.

## What is the Total Expense Ratio (TER) and Transaction Costs (TC)?

The Total Expense Ratio (TER) encompasses the annual management fee levied by Jubilee Asset Management Limited and other expenses borne by the Fund, and reflects the actual expenses borne by the Fund over one year on an annualized basis. Notably, Fund returns are stated after the deduction of these expenses.

Transaction Costs (TC) refer to the expenses associated with buying and selling securities within the Fund. The Fund does not impose transaction costs on clients when withdrawing funds. The Total Investment Charge (TIC) is calculated as the sum of the Total Expense Ratio (TER) and Transaction Costs, although in this case, Transaction Costs do not apply.

## Where can I find Additional Information?

Additional information such as daily fund prices, brochures, application forms and a schedule of fund fees can be requested via the Client Service Centre on [www.jubileeinsurance.com](http://www.jubileeinsurance.com) or through email on [Jamlcustomerservice@jubileekenya.com](mailto:Jamlcustomerservice@jubileekenya.com)



### FUTURE-PROOF YOURSELF WITH JUBILEE MONEY MARKET FUND.

#### Benefits:

- High returns on your investment
- Convert idle cash to work for you

**Jubilee**  
ASSET MANAGEMENT

*Live Free!*

CLICK HERE FOR MORE INFORMATION  
[www.jubileeinsurance.com](http://www.jubileeinsurance.com)

#### Disclaimer

The effective annual yield is net of fees and gross of withholding tax. The indicative rate of return shall not be guaranteed, and past performance does not guarantee future investment performance. In certain circumstances, the right to redeem units may be suspended. The Capital Markets Authority does not take responsibility for the financial soundness of the scheme or for the correctness of any statements made or opinions expressed in this regard. Jubilee Asset Management Limited is licensed as a Fund Manager by the Capital Markets Authority.

WWW.JUBILEEINSURANCE.COM

*Live Free!*

**JUBILEE ASSET MANAGEMENT LIMITED**

P.O. Box 30376 - 00100 GPO, Nairobi, Kenya

Tel: +254 20 328 1000

Call Centre: +254 709 949 000

Email: [jamlcustomerservice@jubileekenya.com](mailto:jamlcustomerservice@jubileekenya.com)



**LICENSED AS A FUND MANAGER BY KENYA'S CAPITAL MARKETS AUTHORITY (CMA)**